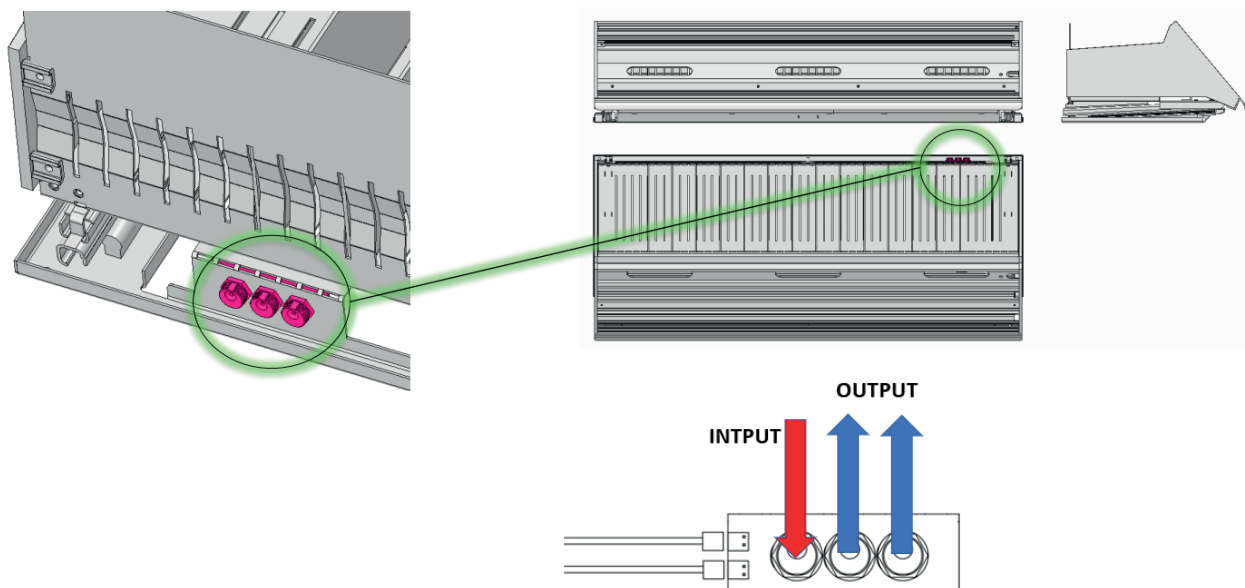


GRRE600001 - ESTÉE LAUDER / V5GT600001 - CLINIQUE







TRANSFRMR - VM 5-9 DRWRS

Validé par A LAOUT
le 17/06/21

05/2021



PLUG ONLY DEVICES OF THIS KIT INTO INPUT / OUTPUT

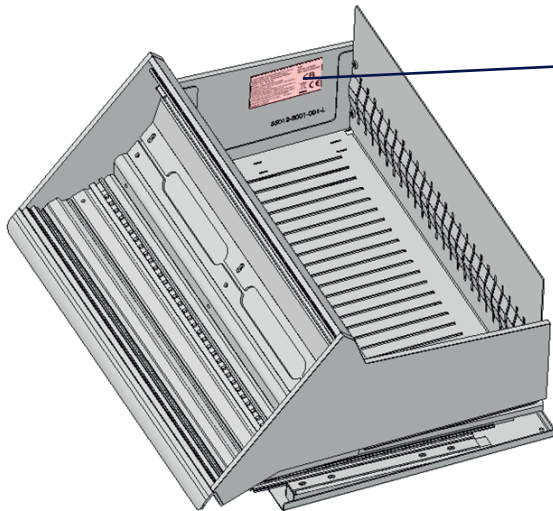
Picture	Item Number	Designation	Voltage	Amps	Power Max	Input	Output
POWER SUPPLY							
 	DIAM110090	Meanwell PWM90-12	12V	7.5 A	90W	C18F	 R7B4M
HUB							
	DIAM11HB120	HUB 2 Input / 6 Output 7A Max sur P1M	12V	6X2.5 A	-	1 x 2,5 Jack female (P25F) 1 x R7B female (R7BF)	6 x 2,1 Jack female (P21F)
CABLES							
	EL-CBL-2001-2000	PJ21M to PJ21M 20AWG 2000MM length OMDI	12V	2.5 A	-	1 x 2,1 Jack Male	1 x 2,1 Jack Male
	EL-CBL-2001-1000	PJ21M to PJ21M 20AWG 1000MM length OMDI	12V	2.5 A	-	1 x 2,1 Jack Male	1 x 2,1 Jack Male



USING ANY OTHER POWER SUPPLY OR HUB IS STRICTLY FORBIDDEN



CHECK THE POWER OF THE DRAWER



DIAM VITRIN TAS.HIZ.AMB.SAN.TIC.LTD.STI
Aydınlı KOSB mah. Melek Aras Bulvarı
KOSB Sitesi No:21 Tuzla/Istanbul/TURKEY

INPUT : 12V  **POWER SUPPLY 60W (MEANWELL PWM-60-12)**
Or POWER SUPPLY 90W (MEANWELL PWM-90-12)

POWER SUPPLY: USE EXCLUSIVELY REFERENCE

MEANWELL PWM-60-12 **Or MEANWELL PWM-90-12 IF NEEDED**

ALIMENTATION ELECTRIQUE: N'UTILISEZ QUE LA

REFERENCE MEANWELL PWM-60-12 **OU PWM-90-12**

FOR INDOOR USE ONLY- DRY LOCATIONS ONLY

POUR INSTALLATION A L'INTERIEUR SEULEMENT -

POUR EMPLACEMENTS SECS SEULEMENT

POWER CONSUMPTION : 8.52 W

PRODUCTION DATE: 05-2021 TA:30 C

MADE IN TURKEY

FOR INDOOR USE ONLY- DRY LOCATIONS ONLY

POUR INSTALLATION A L'INTERIEUR SEULEMENT -

POUR EMPLACEMENTS SECS SEULEMENT

PRODUCTION DATE: 05-2021 TA:30 C

MADE IN TURKEY

CSP

ESTEE LAUDER

REF: 55012-0007-001



THIS CONNECTIC KIT IS ONLY AVAILABLE FOR 2 LEDSTRIPS PER DRAWER

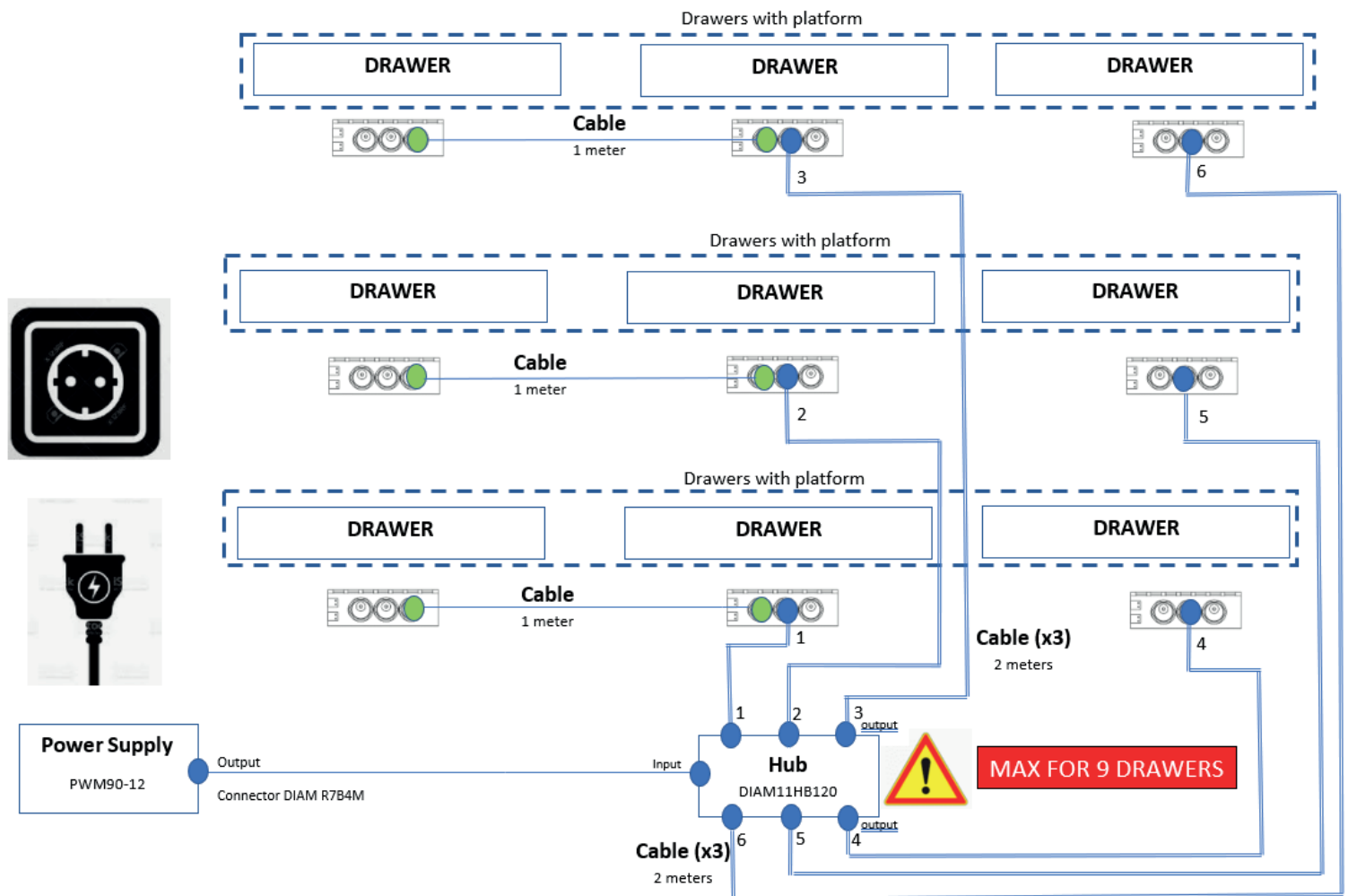


THE 9 DRAWERS MUST NOT EXCEED A TOTAL POWER OF 82W

désignation	item	quantity
power supply 90W whit output connector R7B4M	DIAM110090	1
HUB 9 DRAWERS	DIAM11HB120	1
cable 2 meters	EL-CBL-2001-2000	6
cable 1 meter	EL-CBL-2001-1000	3



DO NOT CUT ANY CABLE / DO NOT DISMANTLE ANY SOCKET



If you daisy chain you MUST connect the second drawer to the hub

